

Date : 2 July 2025

BU/BR/Division : PMC

Department : F&A

Issue Amount : 2,222,606 Kyats/ USD

Budget include (or) Not :






Yes  Budgeted Title and Amount :

No  Reasons for :

**Required For:**

Mag 25 Incentive	- 389,049/-
Pooling	- 1,333,563/-
	<u>2,222,606/-</u>

မှတ်ချက်။  
 (၁) အဆင့်ဆင့်သက်ဆိုင်ရာတာဝန်ရှိသူကြီးမင်းများအားလုံး သေချာစွာစုံစမ်းစစ်ဆေးတွက်ချက်ပြီးထားသော ငွေပမာဏဖြစ်ရပါမည်။  
 (The amount requested must be properly calculated, checked and verified by respective authorized person)  
 (၂) ထုတ်ယူငွေနှင့် ပတ်သက်၍ အမှားအယွင်း၊ လိမ်လည်မှု နှင့် အလွဲသုံးစားမှု တစ်စုံတစ်ရာ ရှိခဲ့ပါက၊ သက်ဆိုင်ရာ၊ တာဝန်ရှိစစ်ဆေးအတည်ပြုသူက အပြည့် အဝ ပြန်လည်ရရှိအောင် တာဝန်ယူ ဆောင်ရွက်ပေးရမည်။  
 (If there is errors, frauds or misappropriation, the authorized person must take full responsibility to recover the loss)


Request By	Checked By	Checked By	Approved By	Approved By
				
Moe Mye Aung	Chen Mye Aung	Chen Mye Aung		07/07/2025 AM/Chairwoman
Requester	Mgr/DH	Finance & Account	GM/AGM/COO	CMC/CEO/Chairwoman

### Summary For All BU & BR Incentive MAY'25

No	BU	Customer Name	Saleman Name	Total Incentive	Convert(Ks)	Saleman Amt	Convert(Ks)	Pooling Amt	Convert(Ks)	Retain Amt (10%)		Conver t(Ks)	Exchange Rate	SM Resign (or) Not
				Ks		Ks		Ks		\$	Ks			
1	PMC	MAY' 25 CUSTOMER	KYAW SWE OO	155,026	155,026.19	62,010	62,010	93,016	93,016			-		
2	PMC	MAY'25 CUSTOMER	SOE SOE MON	2,067,579	2,067,579	827,032	827,032	1,240,547	1,240,547			-		
TTL				2,222,605	2,222,605	889,042	889,042	1,333,563	1,333,563	-	-	-		

  
Thiri Yadanar Aung  
Sale Dept;

  
May Mie Aung  
F&A Dept;

  
26 Jun 25  
Ko Cham Myaie Oo  
F&A Dept; Head

  
Ko Ye Yint Tun (OM)  
GM / AGM



**Summary For All BU & BR Incentive MAY'25**

No	BU	No; of Customer	No; of Saleman	Total Incentive		Saleman Amt		Pooling Amt		Retain Amt (10%)		Remark
				\$	Ks	\$	Ks	\$	Ks	\$	Ks	
1	PMC	SOE SOE MON		-	155,026		62,010		93,016			
2	PMC	KYAW SWE OO		-	2,067,579		827,032		1,240,547			
				-	-							
TTL				-	2,222,605	-	889,042	-	1,333,563	-	-	

*Handwritten signature*  
*re: total sum*



# INCENTIVE REQUEST FORM



Requested BU/BR Name :

Dragon Power.

Business Unit :

S'Part     
  PMC     
  Service     
  Rental

Month (Sale)	Month (RV)	Sales/Service Man Name	Currency	Target Sales Amount	Actual Sales Amount	Achievement (%)	Incentive Calculation (%)	Incentive Calculation Amount	Total Incentive Amount	Sales/Service Man Incentive Amount	Pooling
✓ MAY'25	✓ May'25	✓ KYAW SWE OO	✓ MMK	-	2,220,000	✓ -	✓ 1%	22,189,048	✓ 155,026	✓ 62,010	✓ 93,016
✓ MAY'25	✓ May'25	✓ SOE SOE MON	✓ MMK	-	182,686,667	✓ -	✓ 1%	264,781,032	✓ 2,067,579	✓ 827,032	✓ 1,240,548
Total (USD)											
Total (MMK)					184,906,667			286,970,079	✓ 2,222,606	✓ 889,042	✓ 1,333,563
Recommendation - CFD		Cash Down Sales <input checked="" type="checkbox"/>			AR Finished <input type="checkbox"/>			Exchange Rate		-	

Prepared by	Checked by	Approved by	Checked by	Approved by	Checked by	Approved by
Sign :	Sign :	Sign :	Sign :	Sign :	Sign :	Sign :
Name : Thiri Yandana Aung	Name : May Mie Aung	Name : Ko Ye Yint Tun(OM)	Name : Ko Cham Myaie Oo	Name : Ko Ye Yint Tun(OM)	Name : Ma Marlar Swe	Name : Ma Zin Mar Thuang
Sales Dept.	F&A Dept. - BR	BOH/ABOH	F&A (DH) - BU	GM/AGM	CCA Dept - CFD	AGM/CFO - CFD

02-BPM-FNA-FRM-003-00

07/07/2025  
 AMM/000



FOR CRANE

Period of request incentive for MAY'25

A	B	C	D	E	F	L		M		P	Q		R	S	
						Sale Amount	Total Amount	TTL Incentive(1%)	Sales Man(40%)		Pooling (50%)	RV number			Saleman Name
No	Inv. Date	Invoice No	Customer	BU	Description/ Part No.	Ks	USD	Ks	USD	Ks	Ks	RV Date	RV number	Saleman Name	Remark
1	7-Feb-25	INV/PMC/REN/CRN/2025/02/0020	Aung Hein Min Co.,Ltd	PMC	CNT	-	350,000	-	350	140	210	27-May-25	RV/PMC/CNT/2025/05/0041	Kyaw Swe Oo	
2	11-Feb-25	INV/PMC/REN/CRN/2025/02/0065	CHINA CIVIL ENGINEERING CONSTRUCTION CORPORATION MYANMAR LTD	PMC	CNT	-	16,000,000	-	16,000	6,400	9,600	22-May-25	RV/PMC/CNT/KBZ/2025/05/0034	Soe Soe Mon	
3	11-Feb-25	INV/PMC/REN/CRN/2025/02/0065	CHINA CIVIL ENGINEERING CONSTRUCTION CORPORATION MYANMAR LTD	PMC	CNT	-	1,200,000	-	1,200	480	720	22-May-25	RV/PMC/CNT/KBZ/2025/05/0034	Soe Soe Mon	
4	11-Feb-25	INV/PMC/REN/CRN/2025/02/0065	CHINA CIVIL ENGINEERING CONSTRUCTION CORPORATION MYANMAR LTD	PMC	CNT	-	1,440,000	-	1,440	576	864	22-May-25	RV/PMC/CNT/KBZ/2025/05/0034	Soe Soe Mon	
5	14-Feb-25	INV/PMC/REN/TLB/2025/02/0071	OKAKAR HEIN,U	PMC	CNT	-	2,500,000	-	2,500	1,000	1,500	16-May-25	RV/PMC/CNT/2025/03/0047/ RV/PMC/CNT/2025/05/0020	Soe Soe Mon	
6	24-Feb-25	INV/PMC/REN/TLB/2025/02/0075	OKAKAR HEIN,U	PMC	CNT	-	2,000,000	-	8,000	3,200	4,800	16-May-25	RV/PMC/CNT/2025/05/0020	Soe Soe Mon	
7	11-Mar-25	INV/PMC/REN/TLB/2025/03/0020	Than Htut .U	PMC	CNT	-	3,000,000	-	12,000	4,800	7,200	31-May-25	RV/PMC/CNT/2025/05/0058, RV/PMC/CNT/2025/03/0012	Kyaw Swe Oo	
8	11-Mar-25	INV/PMC/REN/TLB/2025/03/0031	KYAW MIN,U	PMC	CNT	-	400,000	-	1,600	640	960	27-May-25	RV/PMC/CNT/2025/05/0039, RV/PMC/CNT/2025/02/0076	Soe Soe Mon	
9	11-Mar-25	INV/PMC/REN/CRN/2025/03/0039	Thuya Win.U	PMC	CNT	-	7,619,048	-	30,476	12,190	18,286	22-May-25	RV/PMC/CNT/KBZ/2025/05/0033	Kyaw Swe Oo	
10	11-Mar-25	INV/PMC/REN/CRN/2025/03/0040	CHINA CIVIL ENGINEERING CONSTRUCTION CORPORATION MYANMAR LTD	PMC	CNT	-	15,933,333	-	63,733	25,493	38,240	22-May-25	RV/PMC/CNT/KBZ/2025/05/0034	Soe Soe Mon	
11	11-Mar-25	INV/PMC/REN/CRN/2025/03/0040	CHINA CIVIL ENGINEERING CONSTRUCTION CORPORATION MYANMAR LTD	PMC	CNT	-	1,200,000	-	4,800	1,920	2,880	22-May-25	RV/PMC/CNT/KBZ/2025/05/0034	Soe Soe Mon	
12	11-Mar-25	INV/PMC/REN/CRN/2025/03/0040	CHINA CIVIL ENGINEERING CONSTRUCTION CORPORATION MYANMAR LTD	PMC	CNT	-	1,440,000	-	5,760	2,304	3,456	22-May-25	RV/PMC/CNT/KBZ/2025/05/0034	Soe Soe Mon	
13	17-Mar-25	INV/PMC/REN/CRN/2025/03/0041	POSCO International Co Ltd	PMC	CNT	-	65,000,000	-	455,000	182,000	273,000	25-Apr-25	RV/PMC/CNT/KBZ/2025/04/0050	Soe Soe Mon	
14	8-Apr-25	INV/PMC/REN/CRN/2025/04/0005	Aye Mar .Daw	PMC	CNT	-	333,333	-	2,333	933	1,400	31-May-25	RV/PMC/CRN/2025/05/0061	SOE SOE MON	
15	8-Apr-25	INV/PMC/REN/CRN/2025/04/0005	Aye Mar .Daw	PMC	CNT	-	333,333	-	2,333	933	1,400	31-May-25	RV/PMC/CRN/2025/05/0061	SOE SOE MON	
16	9-Apr-25	INV/PMC/REN/CRN/2025/04/0014	Kaung Htate Construction Co Ltd	PMC	CNT	-	17,126,984	-	119,888.89	47,955.56	71,933.33	27-May-25	HQT-RV-2025-01-0185, RV/PMC/CNT/KBZ/2025/04/0017, RV/PMC/CNT/2025/05/0040	SOE SOE MON	
17	9-Apr-25	INV/PMC/REN/CRN/2025/04/0015	Taw Win Di Par Co.,Ltd	PMC	CNT	-	12,375,000	-	123,750.00	49,500.00	74,250.00	21-Jan-25	HQT-RV-2025-01-0754	SOE SOE MON	
18	9-Apr-25	INV/PMC/REN/CRN/2025/04/0015	Taw Win Di Par Co.,Ltd	PMC	CNT	-	1,200,000	-	12,000.00	4,800.00	7,200.00	21-Jan-25	HQT-RV-2025-01-0754	SOE SOE MON	
19	9-Apr-25	INV/PMC/REN/CRN/2025/04/0016	Taw Win Di Par Co.,Ltd	PMC	CNT	-	20,000,000	-	200,000.00	80,000.00	120,000.00	8-May-25	HQT-RV-2025-01-0754, RV/PMC/CNT/2025/05/0007	SOE SOE MON	
20	9-Apr-25	INV/PMC/REN/CRN/2025/04/0016	Taw Win Di Par Co.,Ltd	PMC	CNT	-	1,200,000	-	12,000.00	4,800.00	7,200.00	8-May-25	RV/PMC/CNT/2025/05/0007	SOE SOE MON	

No	Inv. Date	Invoice No	Customer	BU	Description/ Part No.	Sale Amount		Total Amount		TTL Incentive(1%)		Sales Rtn(40%)	Pooling (60%)	RV Date	RV number	Saleman Name	Remark
						Ks	USD	Ks	USD	Ks	USD	Ks	Ks				
21	7-Apr-25	INV/PMC/REN/TLB/2025/04/0019	Kaung Htet Oo Co Ltd	PMC	CNT	-	-	3,400,000	-	23,800.00	-	9,520.00	14,280.00	16-May-25	RV/PMC/CNT/2025/04/0025, RV/PMC/CNT/2025/05/0016	SOE SOE MON	
22	27-Apr-25	INV/PMC/REN/TLB/2025/04/0027	Nyi Nyi Talk Lwin,U	PMC	CNT	-	-	1,850,000	-	12,950.00	-	5,180.00	7,770.00	31-May-25	RV/PMC/CNT/2025/05/0062	SOE SOE MON	
23	27-Apr-25	INV/PMC/REN/CRN/2025/04/0030	Capital Automotive Ltd	PMC	CNT	-	-	350,000	-	3,500.00	-	1,400.00	2,100.00	13-May-25	RV/PMC/CNT/AYA/2025/05/0012	SOE SOE MON	
24	28-Apr-25	INV/PMC/REN/TLB/2025/04/0036	Tin Ko Oo,U	PMC	CNT	-	-	4,500,000	-	45,000.00	-	18,000.00	27,000.00	13-May-25	RV/PMC/CNT/KBZ/2025/05/0011	KYAW SWE OO	
25	28-Apr-25	INV/PMC/REN/TLB/2025/04/0036	Tin Ko Oo,U	PMC	CNT	-	-	4,500,000	-	45,000.00	-	18,000.00	27,000.00	13-May-25	RV/PMC/CNT/KBZ/2025/05/0011	KYAW SWE OO	
26	28-Apr-25	INV/PMC/REN/CRN/2025/04/0040	KYAW MIN,U	PMC	CNT	-	-	314,286	-	3,142.86	-	1,257.14	1,885.71	27-May-25	RV/PMC/CNT/2025/05/0039	SOE SOE MON	
27	28-Apr-25	INV/PMC/REN/CRN/2025/04/0044	Nwe Ni,Daw	PMC	CNT	-	-	150,000	-	1,500.00	-	600.00	900.00	25-May-25	RV/PMC/CNT/2025/05/0009	SOE SOE MON	
28	1-May-25	INV/PMC/REN/CRN/2025/05/0001	Htun Naing,U	PMC	CNT	120,000	-	120,000	-	1,200.00	-	480.00	720.00	16-May-25	RV/PMC/CNT/2025/05/0015	KYAW SWE OO	
29	8-May-25	INV/PMC/REN/CRN/2025/05/0004	Ko Ko The,U	PMC	CNT	100,000	-	100,000	-	1,000.00	-	400.00	600.00	5-May-25	RV/PMC/CNT/2025/05/0004	SOE SOE MON	
30	14-May-25	INV/PMC/REN/CRN/2025/05/0006	POSCO International Co Ltd	PMC	CNT	65,000,000	-	65,000,000	-	650,000.00	-	260,000.00	390,000.00	28-May-25	RV/PMC/CNT/KBZ/2025/05/0065	SOE SOE MON	
31	15-May-25	INV/PMC/REN/CRN/2025/05/0015	KYAW MIN,U	PMC	CNT	414,286	-	414,286	-	4,142.86	-	1,657.14	2,485.71	31-May-25	RV/PMC/CRN/2025/05/0056	SOE SOE MON	
32	15-May-25	INV/PMC/REN/CRN/2025/05/0016	Wai Phyto,U(Anawyahtar Zone)	PMC	CNT	333,333	-	333,333	-	3,333.33	-	1,333.33	2,000.00	20-May-25	RV/PMC/CNT/2025/05/0028	SOE SOE MON	
33	15-May-25	INV/PMC/REN/CRN/2025/05/0020	THAN WIN, U	PMC	CNT	200,000	-	200,000	-	2,000.00	-	800.00	1,200.00	16-May-25	RV/PMC/CNT/2025/05/0017	SOE SOE MON	
34	16-May-25	INV/PMC/REN/CRN/2025/05/0026	Taw Win Di Par Co.,Ltd	PMC	CNT	21,200,000	-	21,200,000	-	212,000.00	-	84,800.00	127,200.00	4-Jun-25	RV/PMC/CNT/2025/05/0007, RV/PMC/CNT/AYA/2025/06/0005	SOE SOE MON	
35	14-May-25	INV/PMC/REN/CRN/2025/05/0009	Nwe Ni,Daw	PMC	CNT	150,000	-	150,000	-	1,500.00	-	600.00	900.00	31-May-25	RV/PMC/CRN/2025/05/0059	SOE SOE MON	
36	14-May-25	INV/PMC/REN/CRN/2025/05/0010	Nwe Ni,Daw	PMC	CNT	150,000	-	150,000	-	1,500.00	-	600.00	900.00	31-May-25	RV/PMC/CRN/2025/05/0059	SOE SOE MON	
37	14-May-25	INV/PMC/REN/CRN/2025/05/0011	KYAW MIN,U	PMC	CNT	314,286	-	330,000	-	3,300.00	-	1,320.00	1,980.00	31-May-25	RV/PMC/CRN/2025/05/0056, RV/PMC/CRN/2025/05/0057	SOE SOE MON	
38	14-May-25	INV/PMC/REN/CRN/2025/05/0013	Taung Win,U	PMC	CNT	2,071,429	-	2,100,000	-	21,000.00	-	8,400.00	12,600.00	9-May-25	RV/PMC/CNT/2025/05/0008	SOE SOE MON	
39	14-May-25	INV/PMC/REN/CRN/2025/05/0027	Gold eyar Motor Co.,Ltd	PMC	CNT	2,100,000	-	2,100,000	-	21,000.00	-	8,400.00	12,600.00	28-May-25	RV/PMC/CNT/KBZ/2025/05/0046	KYAW SWE OO	
40	16-May-25	INV/PMC/REN/TLB/2025/05/0004	Z.Y.P CO.,LTD	PMC	CNT	1,100,000	-	1,100,000	-	11,000.00	-	4,400.00	6,600.00	24-Apr-25	RV/PMC/CNT/AYA/2025/04/0031	SOE SOE MON	
41	18-May-25	INV/PMC/REN/TLB/2025/05/0006	Z.Y.P CO.,LTD	PMC	CNT	1,100,000	-	1,100,000	-	11,000.00	-	4,400.00	6,600.00	24-Apr-25	RV/PMC/CNT/AYA/2025/04/0031	SOE SOE MON	
						178,049,524	-	280,112,936	-								

- 2,154,034    861,614    1,292,420    02-BCU-ADM-FRM-001-00

USD      Kyat

Total Claim Amount (1% of sales amount)	-	2,154,034	✓
Amount for Sales person (40%)	-	861,614	✓
Amount for Pooling (60%)	-	1,292,420	✓



FOR RENTAL

Period of request Incentive for MAY'25

A	B	C	D	E	F	L	M	P	Q	R	S				
No	Inv. Date	Invoice No	Customer	BU	Description/ Part No.	Sale Amount	Total Amount	TTL Incentive(1%)	Sales Man(40%)	Pooling (60%)	RV Date	RV number	Saleman Name	Remark	
						Ks	USD	Ks	USD	Ks	Ks				
1	14-May-25	INV/PMC/REN/HVY/2025/05/0001	[CU3415] Z.Y.P CO.,LTD	PMC	Rental	6,857,143	-	6,857,143	-	68,571.43	27,428.57	41,142.86	24-Apr-25	RV/PMC/CNT/AYA/2025/04/0031	SOE SOE MON
						6,857,143	-	6,857,143	-						
										68,571	27,429	41,143	02-BCU-ADM-FRM-001-00		

	USD	Kyat
Total Claim Amount (1% of sales amount)	-	68,571
Amount for Sales person (40%)	-	27,429
Amount for Pooling (60%)	-	41,143

✓  
✓  
*[Signature]*